

# BEAUTIFUL CUSTOM WOOD DOORS

*Quality plus Value!*



Timeless Designs • Custom Options  
**NEW!**  
CUSTOM CLASSIC  
DOOR DESIGNS  
Building doors for  
over 60 years  
100% American Made



Robert Fontaine  
Owner

## WELCOME TO THE NEW SUN DOR!

Our goal is to provide builders and architects with fine custom doors and distinctive door solutions that meet their project requirements and budgets.

Our Sun Dor Custom Classic line was developed to offer designs and options that customers want, while maintaining high quality plus value.

### CUSTOM CLASSIC DOOR COLLECTION

- ◆ High Quality – AWI Standards
- ◆ Timeless designs for exterior and interior doors
- ◆ Variety of options to enhance your design
- ◆ Finest woods and premium MDF
- ◆ Complete door with jamb (*Available knocked down or assembled*)
- ◆ Quick quotes and shorter lead-time
- ◆ Door delivery on our trucks or via carrier with strong wood crate
- ◆ In-house Technical Support from Custom Door Experts
- ◆ FSC certification available

### DISTINCTIVE DOOR SOLUTIONS

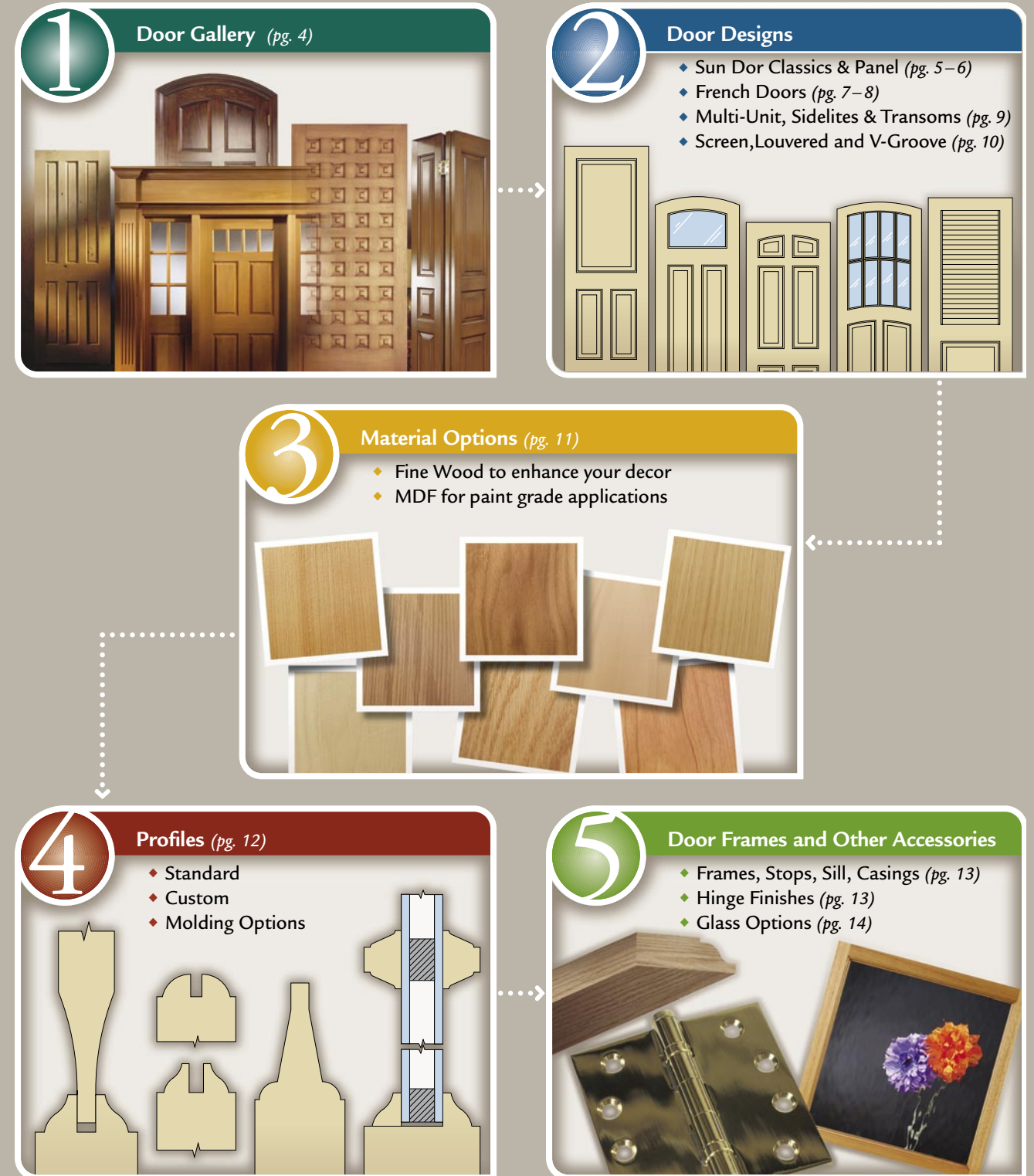
We can create any idea that you desire with our built-to-spec solutions. You can choose the specifications and designs. The options are unlimited. Upstate Door is dedicated to creating one of a kind, Distinctive Door Solutions for builders and architects.

Our in-house Technical Support team will be happy to work with you.



## CUSTOM CLASSICS... YOU SELECT AND WE BUILD!

Our Door Gallery is a place to gather ideas or you can go directly to door designs for more ideas. We offer many choices to complement your home design.



Need help choosing the right Custom Classic door design and options for your requirements? Our in-house Technical Support team will work with you.

SUN DOR CUSTOM CLASSIC GALLERY

View a sample of our Custom Classics. We have many door designs to select from.



SD492  
85 lite door – lites adjusted for height and width



SD661  
8 lite over arched top door with TDL muntins and v-grooved panels



SD500  
Miracle Door – 1 panel door



CC104  
2 panel Mahogany door



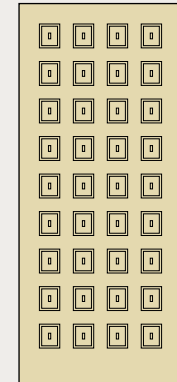
CC150  
8 panel door  
4 lite sidelites



CC153  
6 equal panel Mahogany arched door

DOOR DESIGNS FOR CUSTOM CLASSICS

SUN DOR CLASSICS: *Our Timeless Designs*  
Some of our most popular Door Designs to select from.



SD491



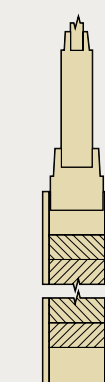
SD492



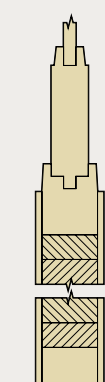
SD661



SD500  
(Miracle Door)



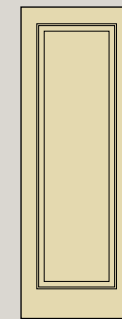
Miracle Door  
Gold Profile



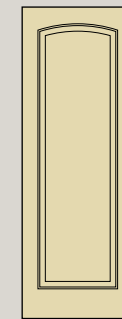
Miracle Door  
Silver Profile

PANEL DOOR DESIGNS


All layouts can be used for interior or exterior applications. Appropriate specifications will apply.



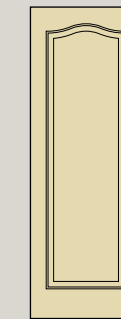
CC100



CC101



CC102



CC103



CC104



CC105



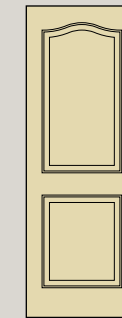
CC106




CC107




CC108




CC109



CC110



CC111



CC112



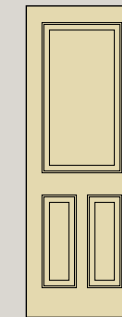
CC113



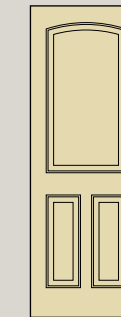
CC114



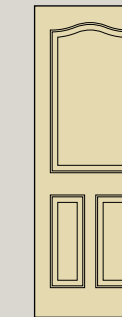
CC115



CC116




CC117



CC118



CC119




CC120




**OPTIONS:**

1. Fire Doors are available for panel door designs: We design doors for 20, 45, 60, and 90 minute applications. Restrictions may apply.
2. V-groove panels available for all door designs
3. Many panel designs can be substituted for glass
4. Dentil shelf available

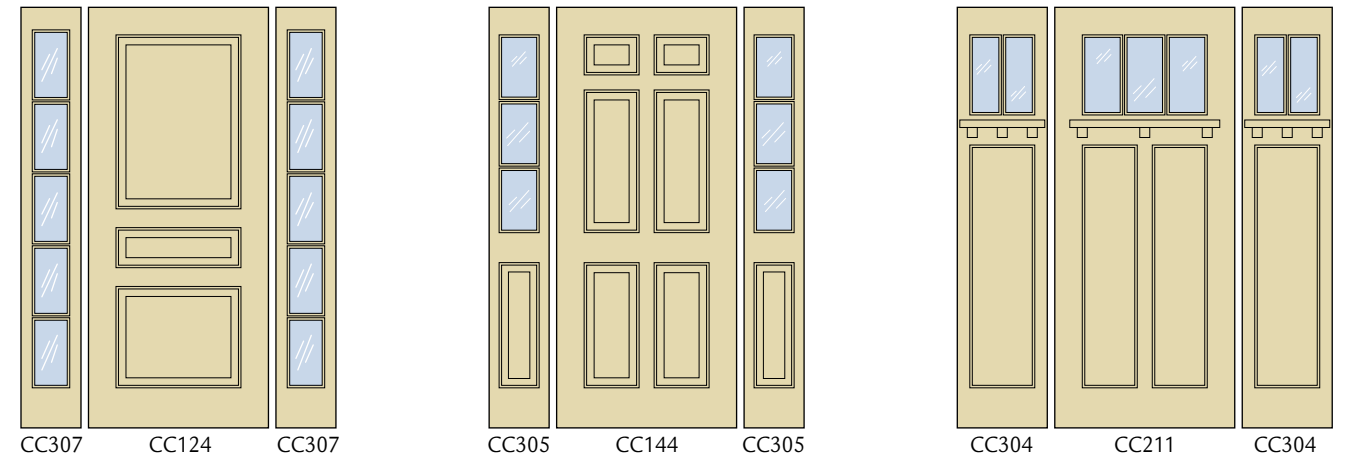
All layouts can be used for interior or exterior doors.  
Appropriate specifications will apply.



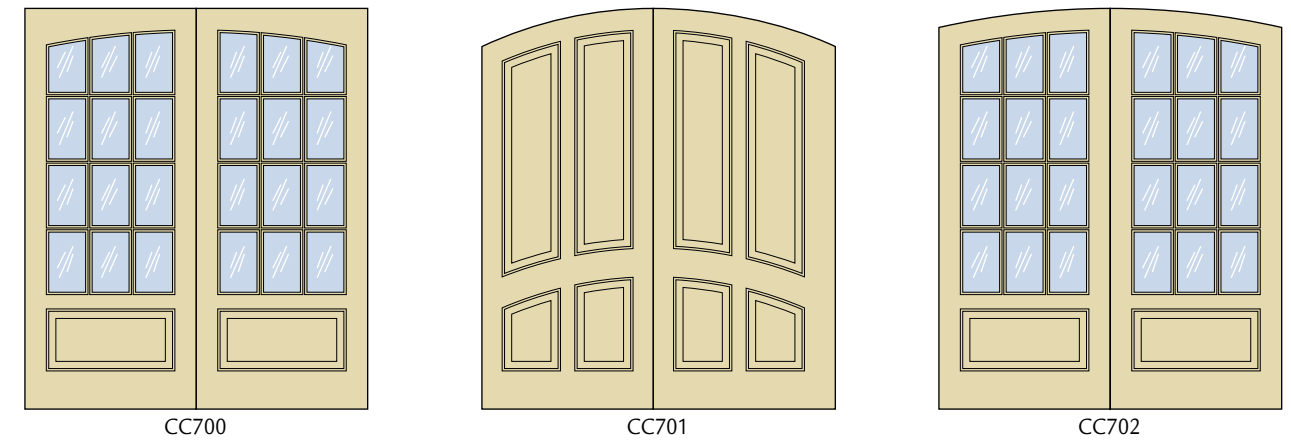


- OPTIONS:**
1. Many glass designs can be substituted for panels
  2. V-groove panels available for all door designs
  3. Dentil shelf available

EXTERIOR MULTI-UNIT DESIGN OPTIONS

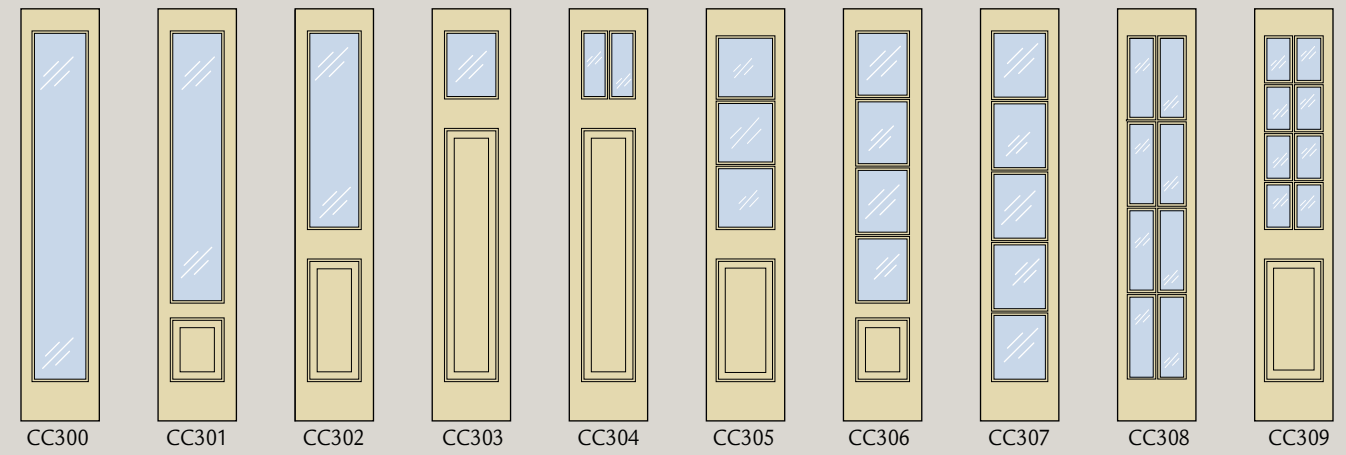


EXTERIOR DOUBLE DOOR DESIGN OPTIONS



SIDELITES

Sidelite options available to enhance your Custom Classic Door design.



TRANSOMS


Transom options available to enhance your Custom Classic Door design.



## SCREEN, LOUVERED & V-GROOVE DOOR DESIGNS

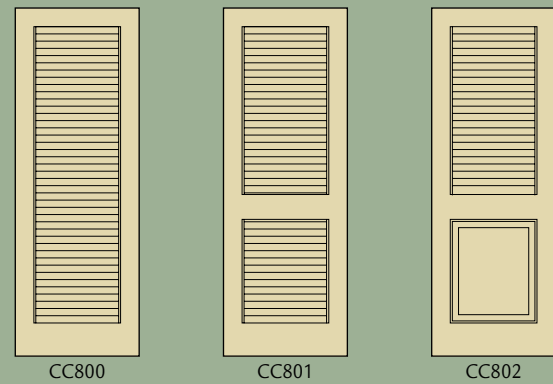
### SCREEN DOOR DESIGNS

The perfect choice for your home and get away home!

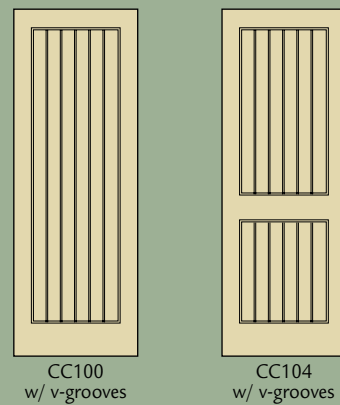


### LOUVERED DOOR DESIGNS

Louvers are set at a 45-degree angle to allow for proper ventilation.



### V-GROOVE DOOR DESIGNS



## MATERIAL OPTIONS

### WOOD OPTIONS

A fine wood is sure to bring beauty to your door design. We only purchase the highest-grade material for all stain grade products. Also, we hand-select our lumber to ensure the best color match possible. Choose from one of our many options.



*\* Not recommended for exterior applications*



### DISTINCTIVE DOOR SOLUTIONS

We can create any idea that you desire with our built-to-spec solutions. You can choose the specifications and designs. The options are unlimited. Upstate Door is dedicated to creating one of a kind, Distinctive Door Solutions for builders and architects.

Our in-house Technical Support team will be happy to work with you.

### MDF

Sun Dor uses superior, double refined MDF (medium density fiberboard) for all of our interior paint grade applications. MDF provides a smoother surface than natural woods.

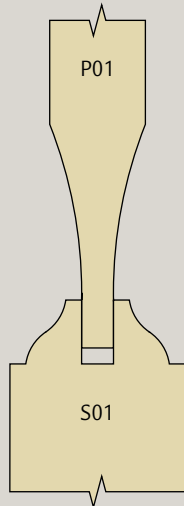
Our MDF doors stile and rail joints are not only coped, but they are also doweled as well, to create a long lasting and high quality product. A continuous wood insert is installed on the hinge stile to provide holding power.

Sun Dor will take care of the door frames, custom machining, and other accessories to complete the entire door solution, regardless of whether you choose one of our fine woods or MDF.

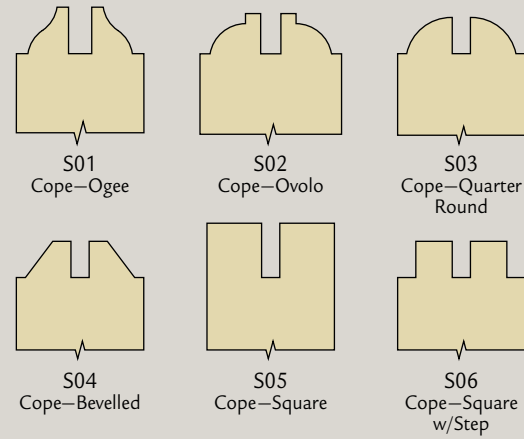
Need help choosing the materials options for your requirements? Our in-house Technical Support team can assist you.

Use our standard profile option or select from our custom options to enhance your design.

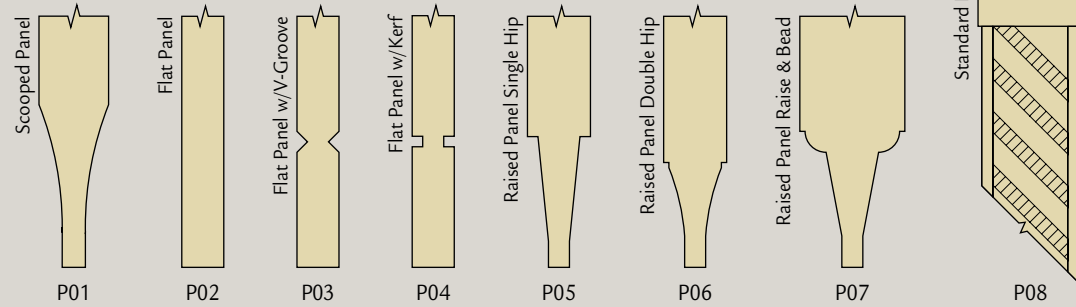
STANDARD PANEL DOOR PROFILE



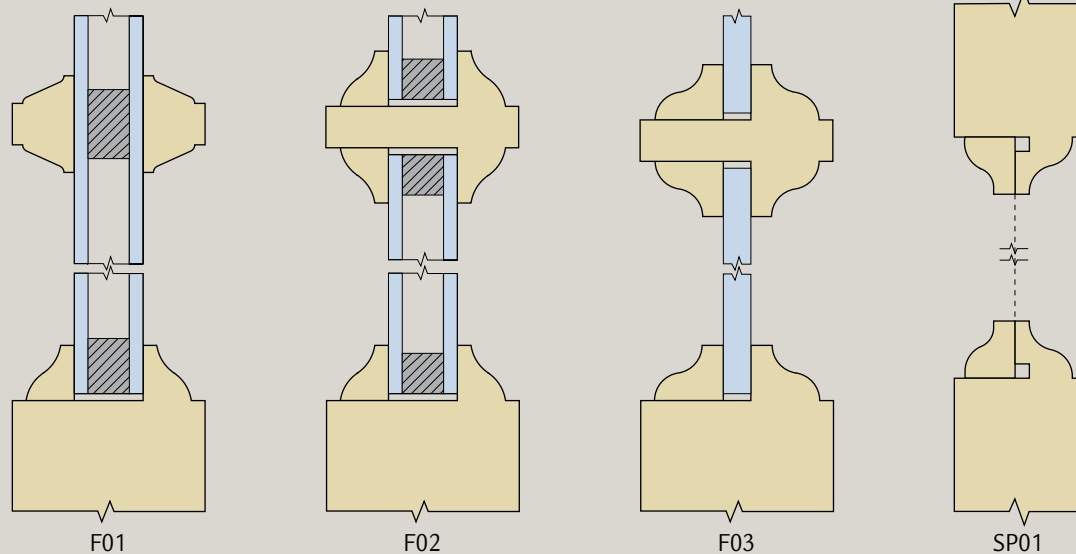
CUSTOM COPE OPTIONS



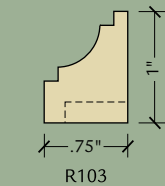
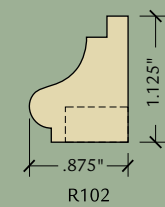
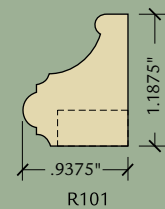
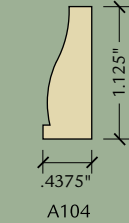
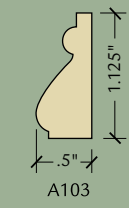
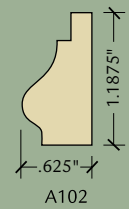
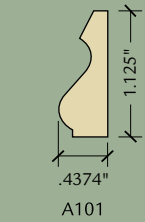
CUSTOM PANEL OPTIONS



FRENCH DOOR PROFILES

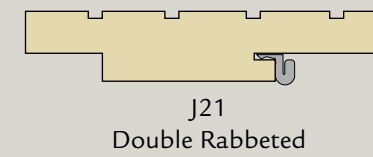
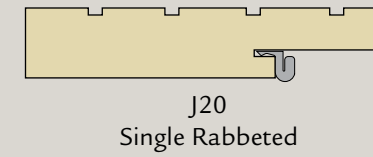


DOOR MOLDINGS

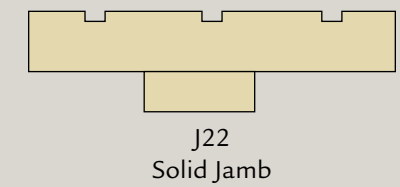
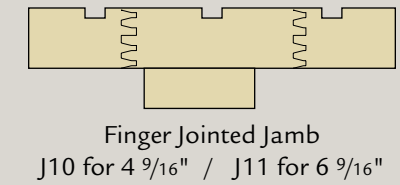


Sun Dor offers a complete door with a frame. Our doors are shipped either primed or ready to be field finished and installed. We handle the milling and machining on most items for proper fit and function.

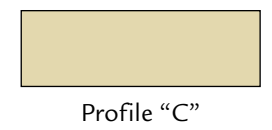
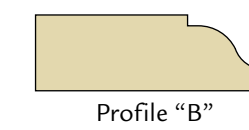
EXTERIOR JAMBS



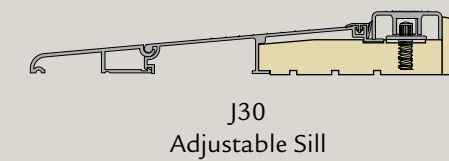
INTERIOR JAMBS




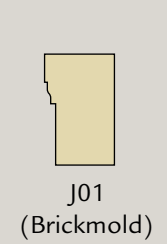
STOPS



SILLS



CASINGS




FINISHES FOR DOOR HINGES ON CUSTOM CLASSICS



USP  
Primed Steel  
Our Standard




US3  
Bright Brass




US7  
French  
Antique Brass



US10B  
Dark Bronze



US15  
Satin Nickel



US26  
Bright Chrome

Select a glass option to fit your door design and personal preference!

STANDARD OPTIONS

- ① Insulated/Clear ② Low E ③ Low E w/Argon

DECORATIVE GLASS



White Lami: stain grade and primed frames



Clear Bevel



Rain



Glue Chip



Seedy



Acid Etched




Water Glass

Note: All glass options can be found online: [www.sundorco.com](http://www.sundorco.com).

Need help choosing the right Frames or Accessories for your requirements?  
Need a special solution? Call our in-house Technical Support Team.

Our Difference is Built-In



All Custom Classic Doors feature Sun Dor Quality that is built-in by us to ensure high quality plus a lasting value.

- ◆ Precise machining to build true stile and rail construction
- ◆ Cope and dowel construction
- ◆ We use the highest grade, hand-selected lumber to ensure quality
- ◆ We manufacture engineered stiles for all wood doors
- ◆ Solid 1/8" face ply used for durability and quality
- ◆ Floating panels to allow for expansion and contraction

OUR CUSTOM CLASSIC STANDARD SPECIFICATIONS

Door Construction

- All doors built using cope and dowel construction
- Engineered stiles with 1/8" face ply
- Rails may be solid or engineered

Door Heights

- 80", 84", 90", 96"

Door Sizes

- Ranging in widths from 12"-42" in 1" increments

Door Thickness

- Interior: 1 3/8", 1 3/4", 2 1/4" / Exterior: 1 3/4", 2 1/4"
- Screen doors; 1 1/8", 1 3/8"

Panel Thickness

- Flat panels: 1/4", 1/2", 3/4"
- Raised panels: 3/4", 1", 1 1/4", 1 1/2", 1 3/4"  
(Limited by profile selected)

Panel Assembly

- Solid-matching for stain grade or MDF
- 2 ply or 3 ply panel construction
- Floating panels to allow for expansion and contraction

Standard Stile and Rail Face Dimensions

- Stiles and top rail: 4 1/2", \*optional 5 1/2"
- Center stiles and cross rails: 3"
- Lock rail: 6", bottom rail: 8"
- Sidelites: 2" stiles with matching rails
- Transom: 2" stiles and rails

Lites

- Simulated Divided Lite (SDL): 7/8" wide muntins (1" available)
- True Divided Lites (TDL): 1 3/8" wide muntins (1 1/4", 1 1/2" available)

Jamb and Hardware

- Interior Frames:
  - 4 9/16" and 6 9/16" finger jointed flat jambs
  - Solid Poplar flat jambs, or solid matching flat jambs available with 7/16" x 1 3/8" stops (3 options)
- Exterior Frames:
  - Primed solid Pine or matching wood with single or double rabbeted jambs
- Hinges:
  - 3 1/2" x 3 1/2" for 1 3/8" or 1 1/8" thick doors
  - 4 1/2" x 4 1/2" for 1 3/4" or 2 1/4" thick doors
- Hinge finishing: USP, US3, US7, US10B, US15, and US26
- Sill Finishing:
  - Mill, Dark Bronze or Gold Anodized over Aluminum
- Casing: flat casing or brickmold available

Priming

- All paint grade units primed. Panel edges are primed before assembly.

\*Recommended for mortise locks and custom hardware applications

Sun Dor Limited Warranty: Our warranty information is available online at [www.sundorco.com](http://www.sundorco.com)

## THE SUN DOR DIFFERENCE

---

- ◆ Quality Plus Value
- ◆ Select a Custom Classic Door Design
  - *Exterior, Interior, Louver, Screens*
  - *Finest Woods or MDF*
  - *Options to enhance your design*
  - *Quick quote and shorter lead time*
- ◆ Create Your Own Distinctive Door Solution
  - *Your specifications*
  - *Your design*
- ◆ In-House Technical Support
- ◆ FSC Certification Available
- ◆ 100% American Made

## Our Business Philosophy Is Simple

---

- ◆ Customer First
- ◆ Expect a Good Business Partner



26 Industrial Street Warsaw, NY 14569  
p 800.835.0190 or 585.786.0341 f 585.786.3888

[www.sundorco.com](http://www.sundorco.com)

REPRESENTED BY: